



# FOREST LAKE iPad PROGRAM (FLiP)

[#flssip](https://twitter.com/flssip)

## *FLiP PURPOSE:*

- To provide opportunities for students to access learning opportunities that would not be possible without the use of technology.
- To enable the effective delivery of the required curriculum:
  - Design and Technologies, in which students use design thinking and technologies to generate and produce designed solutions for authentic needs and opportunities.
  - Digital Technologies, in which students use computational thinking and information systems to define, design and implement digital solutions.
- To promote opportunities for students to actively engage with experiences across all curriculum areas that develop their problem solving within a real-world context.
- To equip students with skills regarded as pivotal in the 21<sup>st</sup> century – communication, collaboration, creativity and critical thinking.
- To support students to develop the necessary skills to keep themselves and others safe within digital environments.

---

## BENEFITS

---

- Extremely high levels of student engagement and productivity
- Increased development of problem-solving skills and creativity
- Greater opportunities to individualise learning
- Collaborative approach to learning
- Enhanced communication skills
- Improved digital literacies skills
- A connected learning environment providing 'real-world' learning through access to a wealth of information and resources
- Improved options to share learning with parents and the broader community (For example, SeeSaw app)

---

## EXPECTATIONS

---

- iPad school usage is managed by teachers to ensure:
  - screen time is not excessive;
  - posture is appropriate;
  - usage is balanced, educational and primarily targeted at learning opportunities that would not be possible without the technology;
  - students are responsible, respectful and appropriate in their usage of online environments.

*\*Parents/carers are asked to also be mindful of these principles in the home environment and to make regular opportunities to view the children's school work on their iPads.*

### Program Overview

## BYOD (IPAD) PROGRAM

The initial trial of a 'Bring Your Own' iPad Program commenced with Year 1 students in 2013. This proved very successful, with the program being extended in 2014 and 2015 to involve all Year 1, Year 2 and Year 3 classes, with approximately 90% of students bringing their personal iPad to school each day. Students in Year 4 - 6 also had the opportunity to apply for places in seven additional BYO iPad classes. In 2016, all Year 1 – 5 classes and three Year 6 classes offered the option of BYOD (iPad). Since 2017, all Year 1 – 6 classes have had the BYOD (iPad) option.

Students not participating in the program have shared access to school devices.

# 2024 Forest Lake iPad Program

## Information for Parents

### PARTICIPATING CLASSES:

All Year 1 – 6 classes – all students have the option to ‘bring your own iPad’ each day. A completed parent and student agreement must be received and approval by the Principal obtained to do so.

### Program Requirements

Compatible Device Name	Storage Sizes	Discontinued
iPad mini (6th generation)	64 GB+	N/A – Still current
iPad (8th generation)	32 GB+	September 2021
<b>iPad (9<sup>th</sup> generation) *Recommended</b>	<b>64 GB+</b>	<b>N/A – Still current</b>
<b>iPad (10<sup>th</sup> generation) *Highly Recommended</b>	<b>64 GB+</b>	<b>N/A – Still current</b>
iPad Air (3rd generation)	64 GB+	September 2021
iPad Air (4th generation)	64 GB+	March 2022
iPad Air (5th generation)	128 GB+	N/A – Still current
iPad Pro (11-inch) (4th generation)	128 GB+	April 2021
iPad Pro (11-inch) (5th generation)	128 GB+	Oct 2022
iPad Pro (11-inch) (6th generation)	128 GB+	N/A – Still current
<b>Please note:</b> iPad 1 <sup>st</sup> , 2 <sup>nd</sup> , 3 <sup>rd</sup> , 4 <sup>th</sup> , 5 <sup>th</sup> generations, Air 2 and iPad Minis 1,2,3 & 4 are not compatible as these models no longer take iOS updates (IOS17+). <i>Last updated 03-11-2023</i>		

Compatible but <b>*Not recommended</b>	Storage Sizes	Discontinued
iPad mini (5th generation)	64 GB+	September 2021
iPad (6th generation)	32GB+	September 2019
iPad (7th generation)	32GB+	September 2020
iPad Pro (11-inch) (2nd generation)	128GB+	March 2019
iPad Pro (11-inch) (3rd generation)	64 GB+	March 2020
<b>Please note:</b> Devices listed above are still compatible but not recommended. They can be permitted when a family already has an existing device at home. Or, if purchasing a new device is not an option. Parents should understand that Apple may cease support for these devices within the next few years.		



In submitting an application to be part of the program, parents and students agree to the following:

## Parent agreement

I agree that:

- I will supply the program requirements listed above.
- My child will have their fully-charged iPad at school for **each day** of the school year.
- I will ensure my child's device uses the School BYOD Student agreement as their device *lock screen* and *wall paper*.
- If the iPad is damaged, lost or stolen either at home, in transit or at school, I will ensure it is repaired or replaced as soon as possible. I understand that I must meet the cost of this.
- The iPad will access the Internet at school via the school Wi-Fi so that appropriate levels of internet filtering occur on the school site.
- I will put in place consistent practices to ensure the safe carriage of the iPad to and from school.
- Only appropriate apps, photos and content are to be placed on the iPad. If the school identifies anything of concern, I will ensure it is removed immediately. I understand that inappropriate usage will be dealt with in accordance with the Forest Lake State School Internet Agreement and the Student Code of Conduct.
- I cannot withdraw my child from participation in the program at any time during the school year.
- I will oversee the management of the app store account and will ensure that apps required by the school are loaded promptly and are updated as needed. I **will not** provide my child with the Apple ID password.
- I will put in place the level of restrictions required by the school into the iPad settings (available on the FLSS website) and will share the restrictions code on the device with the school, but not with my child. VPN connections will be switched off.

## Student agreement

I agree that:

### General Use

- I will bring my iPad to school each day with **100% charge**. I understand I cannot charge at school.
- I will use the School BYOD Student agreement as my device *lock screen* and *wall paper*.
- I will keep the iPad in a **protective case at all times**.
- I will keep my iPad in my **bag at all times when travelling to and from school**.

- I will not use my iPad on school grounds before or after school, during play or lunch times (unless instructed by a teacher).
- I will **hold my iPad with two hands** when carrying it and **will walk** at all times.
- I will keep **food and drinks away** from my iPad at all times.
- I will ensure my iPad is locked in the iPad cupboard at break times and when I am not in the classroom.
- I will provide my teacher full access to my iPad through Classroom app.
- I will **immediately report any breakages or accidents** to my parents and teachers.

## Content

- I will report to my parents any missing school apps (all apps from FLSS app list should be downloaded to my iPad).
- I will only take photos and videos with my **teacher's permission**.
- I will use my iPad for **school apps only and websites for learning**.
- I will keep my **passcode private** and **provide it** to my teacher when needed.
- I **permit my teachers and parents** to perform checks to monitor content on my iPad, when necessary.

## Internet Use

- I will only use the **internet for educational purposes**.
- I will **not look for anything that is illegal, dangerous or offensive**.
- I will **not reveal home addresses or phone numbers**.
- I will **not use iMessages** while on school grounds, or other social media apps.
- I will **not use the internet to annoy or offend anyone else**.
- I will be **cybersafe** when using the internet.
- If I accidentally come across something that is illegal or offensive, I will clear pictures or information from the screen and immediately and quietly inform my teacher.
- For security reasons, I **keep my account names and passwords private** unless requested by school staff.

## App Requirements

**App Purchase** – [App Lists](#) can be requested from the school office or accessed electronically via our school website in our [Forest Lake iPad Program documentation](#). The easiest way to ensure you are downloading the required apps is to access the electronic list, which links directly to the App Store. The electronic links for 2024 lists are available via: <https://list.ly/FLSS/lists>. Make sure you download apps for your child's specific year level. The majority of apps are free, but some are paid. It is a requirement of participation in the

program that the paid apps are to be purchased. Please do not substitute the free version of the app as it will not offer the functions required.

[Year 1](#)

[Year 2](#)

[Year 3](#)

[Year 4](#)

[Year 5](#)

[Year 6](#)

If you have more than one child participating and wish to save money by only purchasing each app once, you are encouraged to set up [Family Sharing](#). Up to six family members can share access to each other's iTunes and App purchases without sharing accounts. See <https://support.apple.com/en-au/HT201060> for simple set-up arrangements.

## MANAGEMENT OF IPADS

*The following information will inform you about how the iPads are managed at school and clarify what is expected of parents, school staff and students involved in the program in 2024.*

1. Please ensure that you have put in place the correct settings, including Restrictions, as explained in the Quick Links section of the website '2024 iPad Information – Required Settings'. These have been updated to iPadOS 16 from those required for the previous operating system.
2. iPads are not to be brought to school until the FiIP participation agreement has been signed.
3. Label the iPad – parents should clearly label the external cover of the iPad with the child's name and class.
4. iPad Charging – **iPads must be charged at home every night**, as it is not possible to do this in the classroom when managing such large numbers of iPads.
5. Transporting the iPad
  - a. Teachers and parents are to talk to the children to ensure they understand the following rules about their iPads.
  - b. The iPad must stay in the zipped school bag before and after school. The bag should remain on the child's back. Bags are not to be placed on the racks with iPads still inside.



- c. The iPad should remain in the school bag, which is to be taken inside at the first bell.
- d. The child is to put the iPad in the correct box and sign his/her iPad in on the class list.
- e. The child is then to go outside to put the school bag on the racks.
- f. At the end of the day, the school bags will be brought inside the classroom and iPads will be placed inside to be taken home in zipped bags.
- g. The OSHC program operates a check-in/check-out system for iPads. The iPads are stored within the office during the time the child is attending the program.
- h. School bags need to be large enough to carry all requirements and should have external pockets for carrying water to avoid potential spills as iPads are easily damaged by liquid spills. Parents may elect to place the iPad into a separate waterproof case to provide extra protection when placed into the school bag.
- i. Safe passage home is the responsibility of the child & parent. iPads are not to be removed from bags once dismissed from class until directed by the parent (this should not happen while still in the school grounds).

## 6. School Arrangements

- a. Wi-Fi settings will be put into each device to enable access to the school internet. Please note, this is the Department of Education (DoE) filtered internet service.
- b. Student DoE email addresses will be entered at school on the iPads. Students can access DoE email from home and school for the purposes of learning. Email traffic is monitored for inappropriate use, content and language.
- c. Each child will use his/her own iPad every day. Please note, another child may use your child's iPad to take his/her photo if this is part of a teacher-directed activity.
- d. iPads are to be locked away when not in use by the students. They are not to be used at break times, or before or after school unless it is within a teacher supervised activity, such as Robotics Club.

## 7. iPad Management – Initial Set-Up

- a. Apple provides complimentary telephone assistance for the first 90 days after purchase and should be contacted if you experience difficulties with the initial set-up. There are also numerous online guides, including the official Apple Guide <http://support.apple.com/manuals/>
- b. Ensure the most recent version of **iPadOS 16** is installed and activate 'Find My iPad'.

- c. Passcode setting (& fingerprint scan) - many parents choose to activate this option to provide additional security or to restrict usage in the home to just the single child. The child should inform the teacher of the passcode in order that required settings such as email and Wi-Fi may be entered. Please note this passcode should be different to the restrictions passcode, which is not to be told to your child.
- d. Purchase options - it is recommended that Apple gift cards are used to put credit on the iPad for the purchasing of apps. This is a more secure option than linking your credit card details. At times, Apple gift cards are offered by retail outlets at a discount. Please do not give your child your Apple password.
- e. See the Quick Links Section of the FLSS Website for the guide 'iPad Settings 2024' so you add the appropriate restrictions and other settings.

#### 8. Insurance

- a. Please note that the school does not provide insurance coverage for the student owned devices.
- b. While every effort is taken in the school environment to ensure the devices are kept secure and used appropriately, parents are encouraged to seek personal insurance. Check with your preferred insurance company or the iPad retailer about extended insurance coverage to cover times when it is outside the home environment.

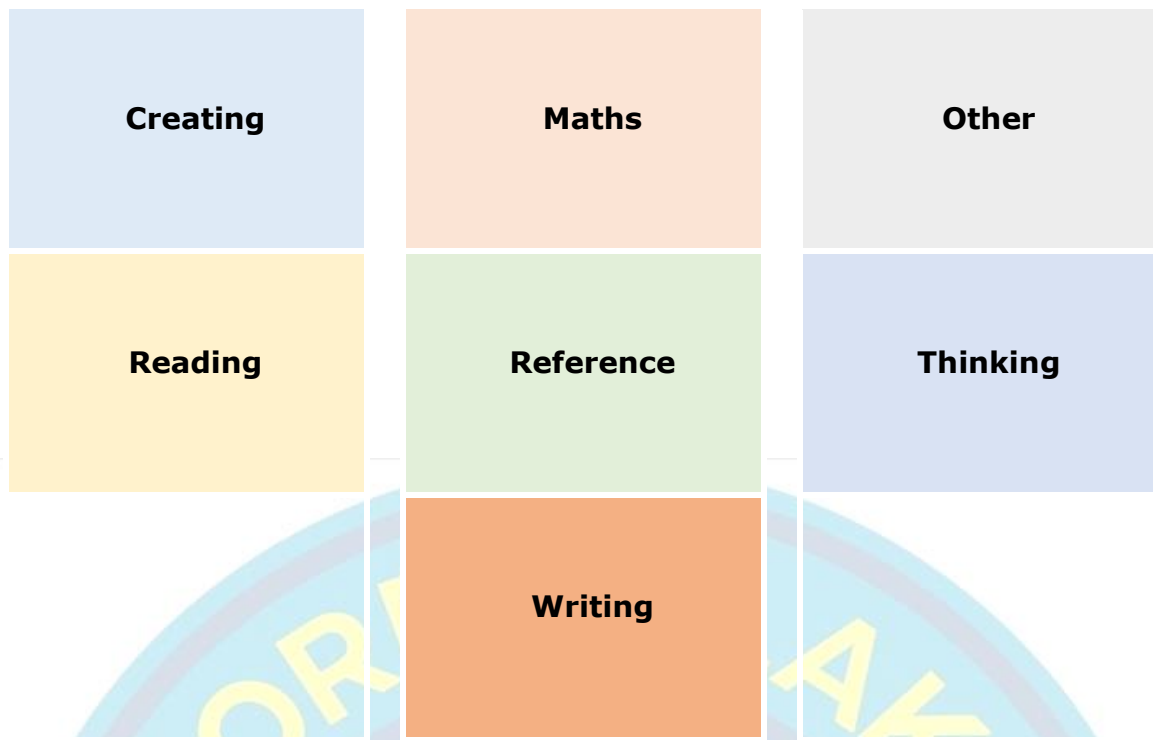
#### 9. Apps

- a. Ensure that all apps on the list are loaded. The majority of apps are free, but some are paid. It is a requirement of participation in the program that the paid apps are to be purchased. Please do not substitute the free version of the app as it will not offer the functions required.
- b. Please note, many free Apps include advertisements. Parents can choose to pay an additional amount (generally \$1.29) as an in-app purchase to remove these ads, as they can prove distracting to some students.
- c. If you are using the Family Sharing option, up to six family members are able to load purchased apps. This allows parents with more than one child involved in the program to avoid having to purchase the same apps for each child separately.


**Create Folders** - Once the apps are downloaded onto the iPad, they need to be put into the folders as listed on the apps list. Folders are created by dragging one app on top of another and then changing the name of the folder.

**FOLDERS** - All folders with school apps should be kept on the second page of the iPad. Apps downloaded for home use should be stored separately on the following pages. Please keep all of the apps that are pre-loaded by Apple on the opening screen of the iPad.






43 **Scratchjr** <sup>external link</sup>  
 Nov 12, 2016 - appsto.re - 1625 clicks

 FOLDER - Thinking

**The required folder for each app is listed**

44 **Seesaw: The Learning Journal on the App Store** <sup>external link</sup>  
 Nov 19, 2015 - appsto.re - 1579 clicks

 Folder - Reference

Parents are encouraged to also download the Parent version of this app on their own device so that student work can be shared with you.  
 Seesaw Parent Access by Seesaw, Inc.  
<https://appsto.re/au/D10D3.i> <sup>external link</sup>

CLASS

**APP UPDATES** - Ensure apps are updated weekly and the iOS updates are completed when released. At times during the school year, parents may be requested to download additional apps. These will be free apps only.

**TROUBLESHOOTING** – To perform a reset if an app freezes or the device isn't working as usual, hold the top (power) and bottom front (home) button for a few seconds until you see the Apple logo. Your iPad will restart and should function as usual. This does not cause any data on the iPad to be lost. If this doesn't correct the problem you may need to search online for options or contact Apple.

## HOME USE

- Excess home downloading of apps, photographs & videos can overload the iPad's storage capacity and impact on school use.
- Do not delete school-produced items, including photos, unless requested by the teacher.
- Consider home filtering options to limit website access, but please do not lock Safari as access is needed at school. See the separate information on the FLSS website about Required Settings to learn how to restrict adult content on Safari. Please discuss cyber safety with your child regularly. The Office of the eSafety Commissioner has resources available for parents at <https://www.esafety.gov.au/parents>.
- Be vigilant in monitoring appropriate use and time allocations. For primary aged students, it is generally better to keep all technology out of bedrooms to monitor when and how the devices are being accessed.
- All apps and content (including photos) held on the iPad are to be age-appropriate for the student user.

### *PARENT CHECKLIST*

## *WILL YOUR IPAD BE READY FOR WEEK 1, TERM 1 2024?*

Restrictions have been set (see website quicklink to access '2024 iPad Information')

iPad is in a robust case labelled with child's name and class

All apps (including paid apps) have been downloaded and placed in folders

A plan for transporting and care of the iPad has been worked out with your child



NO BOUNDARIES  
STATE SCHOOL